
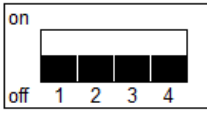
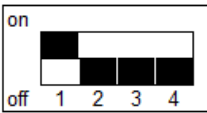
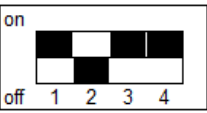

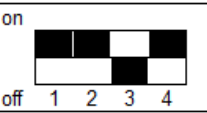


Input/Output	Description	Terminal
Analog output	0 - 20 mA 4 - 20 mA RL < 800 ohm 0 - 10 mA	7 (+) 8 (-) 9 (GND)
Digital output		
1	Open collector max. 10 kHz <ul style="list-style-type: none"> Passive max. 32 VDC, <100 Hz 100 mA, >100 Hz 20 mA Active 24 VDC, 20 mA (can be powered by analog output if not used) 	3 (-) 4 (+)
2	Open collector max. 10 kHz <ul style="list-style-type: none"> Passive max. 32 VDC, <100 Hz 100 mA, >100 Hz 20 mA Active 24 VDC, 20 mA (can be powered by analog output if not used) 	1 (-) 2 (+)
3	Solid state relays max. 230 VAC, 500 mA, max 1 Hz (function is linked with output 2)	S1 and S2 
Digital input	5 - 30 VDC	5 (-) and 6 (+)
RS interfaces	RS 232, RS 485 and RS 422 with ModBus® RTU. Mode can be configured by DIP switches also if termination ON or OFF. <div style="display: flex; justify-content: space-around;"> <div> <p>OFF.</p> <p>on</p>  <p>off 1 2 3 4</p> <p>RS 232</p> </div> <div> <p>on</p>  <p>off 1 2 3 4</p> <p>RS 422</p> <p>Term. OFF</p> </div> <div> <p>on</p>  <p>off 1 2 3 4</p> <p>RS 422</p> <p>Term. ON</p> </div> <div> <p>on</p>  <p>off 1 2 3 4</p> <p>RS 485</p> <p>Term. OFF</p> </div> <div> <p>on</p>  <p>off 1 2 3 4</p> <p>RS 485</p> <p>Term. ON</p> </div> </div>	4 2 232 485 2 A RxD B Z TxD B Y A G (GND)
USB	USB device CDC (Host mass storage)	Micro USB
Ethernet	Ethernet interface connection	RJ45 socket